

Scaled data based on original data using
LM-79-08 Approved Method: Electrical and Photometric Measurements of Solid-
State Lighting Products

Test Report Prepared for
Cooper Lighting Solutions
(formerly Eaton)

Brand: McGRAW-EDISON

Report Number: P832689

Luminaire Tested: **TTN-D3-740-U-WQ-CG**

Issue Date: 5/14/2024

Test Information

Test Method: LM-79-08
Report Number: P832689
TEST IS SCALED FROM IESNA LM-79-08 TEST DATA (G2-2312-254-12)
Test Lab: INNOVATION CENTER
Issue Date: 5/14/2024
Manufacturer: COOPER LIGHTING SOLUTIONS (FORMERLY EATON)
Product Line: MCGRAW-EDISON
Catalog Number: TTN-D3-740-U-WQ-CG
Description: TOPTIER NANO LED PARKING GARAGE LUMINAIRE
4000K, 70 CRI LEDS AND WIDE DISTRIBUTION WITH CLEAR GLASS
Light Source: -
Ballast/Driver: -

Summary

Lumens per Lamp: N/A
Luminaire Lumens: 6682 lumens
Efficiency: N/A
Efficacy: 112.9 lumens/watt
Luminous Opening: Circular (Dia: 0.71' x H: 0')
IES Classification: Type V - Short
BUG Rating: B3 - U0 - G1

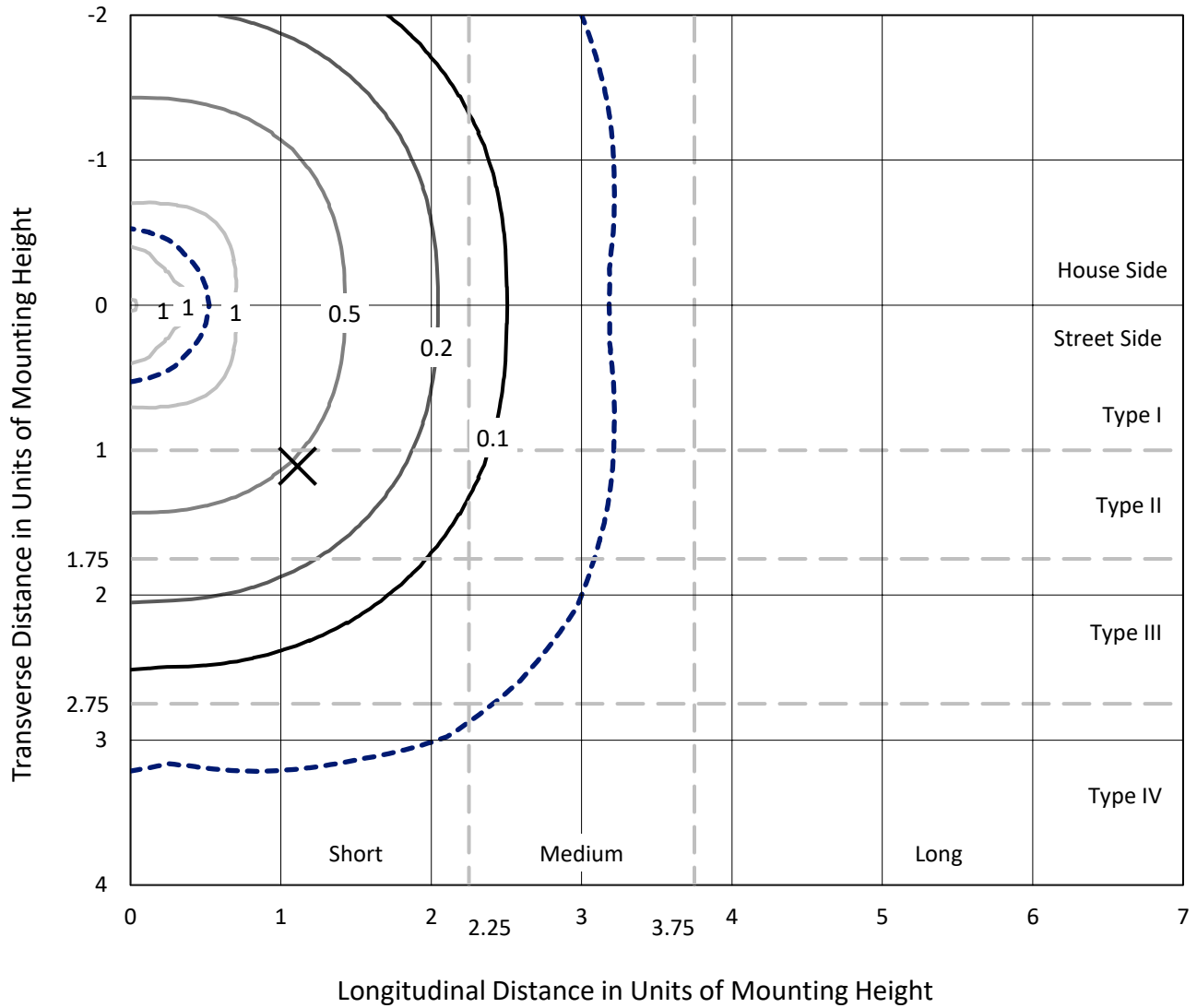
Input Watts (W): 59.2
Input Voltage (V): NR
Input Current (Ain): NR
Voltage Rise (V): NR
Power Factor: NR
Total Harmonic Distortion (THDi): NR
Frequency (hertz): 60
Stabilization Time: NR
Operation Time: NR
Ambient Temperature (°C): NR
Test Distance: 24 FT



REPORT NUMBER: P832689
 CATALOG NUMBER: TTN-D3-740-U-WQ-CG

Iso-Footcandle Lines of Horizontal Illumination

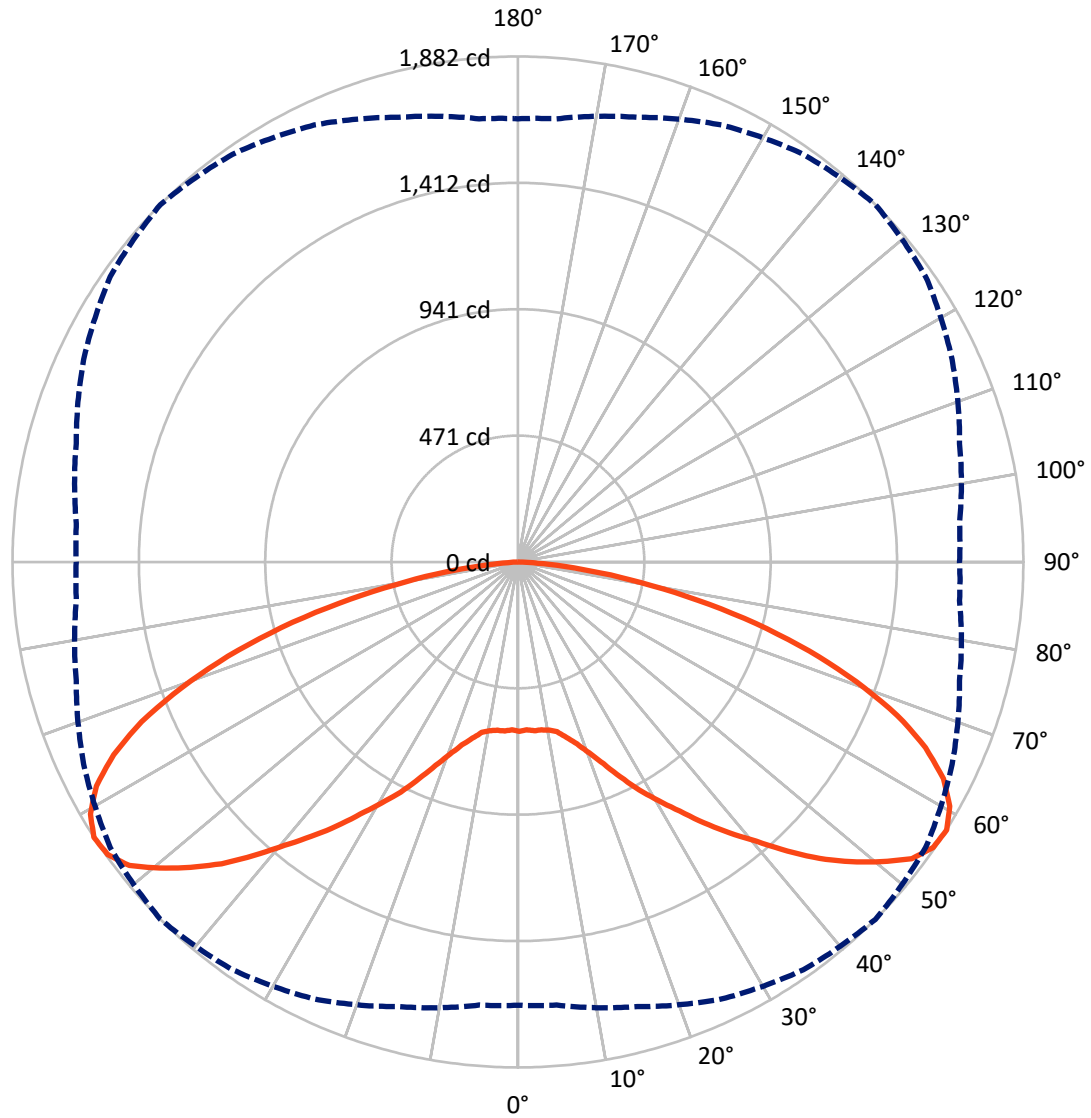
✕ Max cd
 - - - 1/2 Max cd



Based on 25 foot mounting height. Maximum calculated value = 1.1 fc
 Type V - Short - N/A

REPORT NUMBER: P832689
CATALOG NUMBER: TTN-D3-740-U-WQ-CG

Luminous Intensity Polar Plot



— Vertical Plane Through 45-Deg Lateral - - - Horizontal Cone Through 57.5-Deg Vertical

REPORT NUMBER: P832689

CATALOG NUMBER: TTN-D3-740-U-WQ-CG

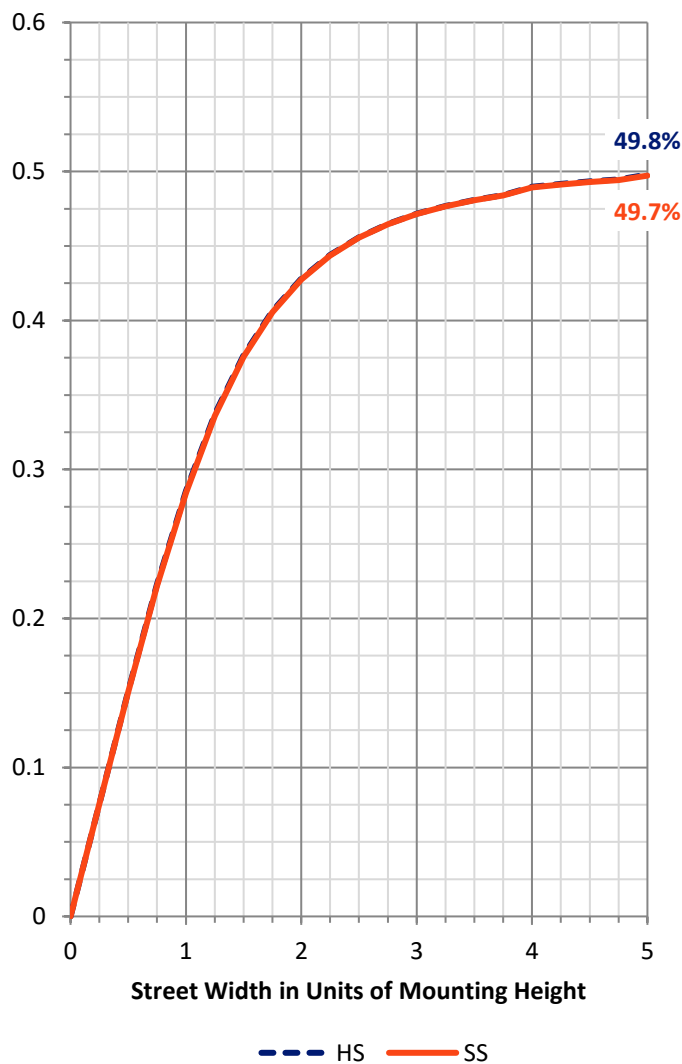
FLUX DISTRIBUTION:

		Downward	Upward	Total
House Side	Lumens	3341.0	0.0	3341.0
	% Fixture	50.0	0.0	50.0
Street Side	Lumens	3341.0	0.0	3341.0
	% Fixture	50.0	0.0	50.0
Total	Lumens	6682.0	0.0	6682.0
	% Fixture	100.0	0.0	100.0

ZONAL LUMENS:

Zone	Lumens	% Fixture
0°-10°	60.2	0.9
10°-20°	194.6	2.9
20°-30°	409.5	6.1
30°-40°	738.2	11.0
40°-50°	1173.5	17.6
50°-60°	1565.7	23.4
60°-70°	1512.7	22.6
70°-80°	876.6	13.1
80°-90°	151.1	2.3
90°-100°	0.0	0.0
100°-110°	0.0	0.0
110°-120°	0.0	0.0
120°-130°	0.0	0.0
130°-140°	0.0	0.0
140°-150°	0.0	0.0
150°-160°	0.0	0.0
160°-170°	0.0	0.0
170°-180°	0.0	0.0
0°-90°	6682.0	100.0
0°-180°	6682.0	100.0

Coefficient of Utilization



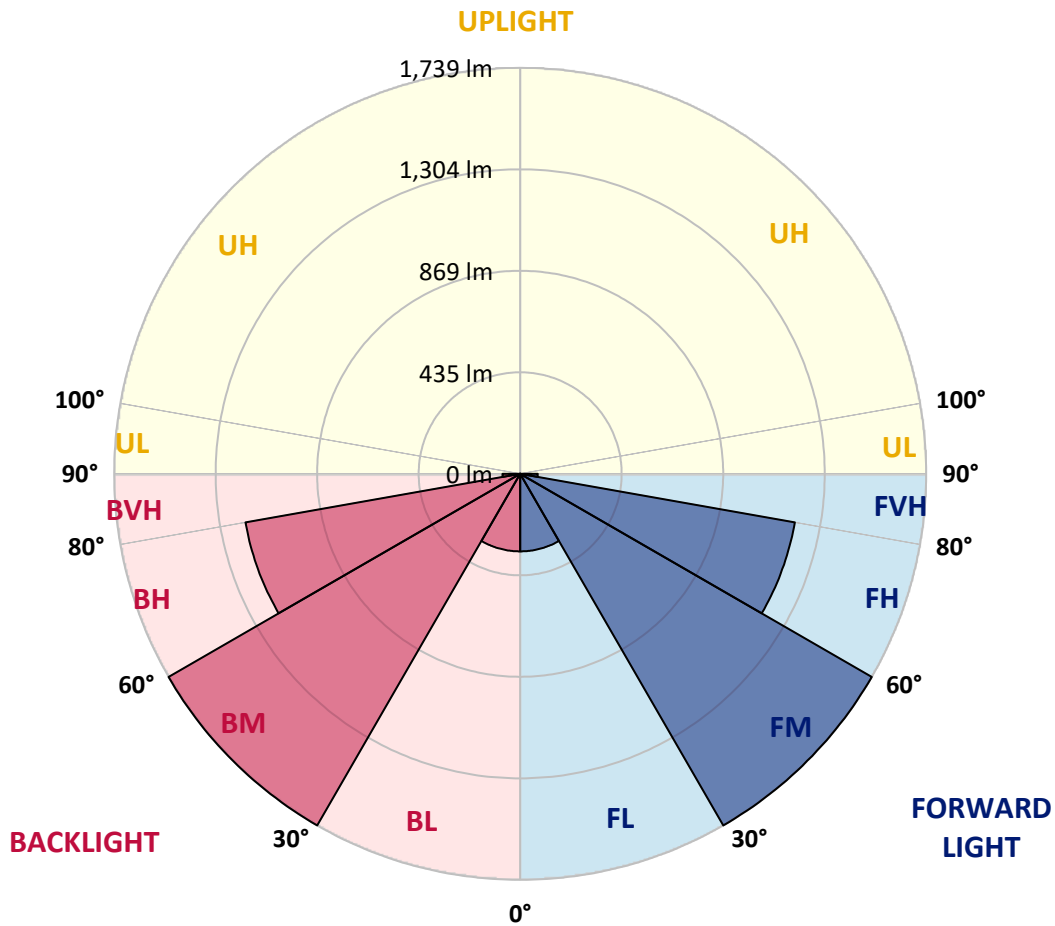
REPORT NUMBER: P832689
 CATALOG NUMBER: TTN-D3-740-U-WQ-CG

LUMINAIRE CLASSIFICATION SYSTEM LUMEN TABLE AND BUG RATING:

Zone	Lumens	% Fixture	Zone Rating/Lumen Limit		
			B	U	G
FL (0°-30°)	332.2	5.0			
FM (30°-60°)	1738.7	26.0			
FH (60°-80°)	1194.6	17.9			G1/1800
FVH (80°-90°)	75.5	1.1			G1/100
BL (0°-30°)	332.2	5.0	B1/500		
BM (30°-60°)	1738.7	26.0	B2/2500		
BH (60°-80°)	1194.6	17.9	B3/2500		G1/1800
BVH (80°-90°)	75.5	1.1			G1/100
UL (90°-100°)	0.0	0.0		U0/0	
UH (100°-180°)	0.0	0.0		U0/0	

BUG Rating: B3-U0-G1

Type V Short





REPORT NUMBER: P832689

CATALOG NUMBER: TTN-D3-740-U-WQ-CG

CANDELA DISTRIBUTION (FULL):

	0°	5°	15°	25°	35°	45°	55°	65°	75°	85°	90°
0°	631.2	631.2	631.2	631.2	631.2	631.2	631.2	631.2	631.2	631.2	631.2
2.5°	625.4	625.4	625.4	625.4	625.4	625.4	625.4	625.4	625.4	625.4	625.4
5°	631.2	631.2	631.2	631.2	631.2	631.2	631.2	631.2	631.2	631.2	631.2
7.5°	625.4	625.4	631.2	631.2	631.2	631.2	631.2	631.2	631.2	625.4	625.4
10°	631.2	631.2	631.2	637.0	637.0	637.0	637.0	637.0	631.2	631.2	631.2
12.5°	642.8	642.8	648.6	648.6	648.6	648.6	648.6	648.6	648.6	642.8	642.8
15°	671.8	671.8	671.8	677.6	677.6	677.6	677.6	677.6	671.8	671.8	671.8
17.5°	700.7	700.7	706.5	706.5	712.3	712.3	712.3	706.5	706.5	706.5	706.5
20°	741.3	741.3	747.1	747.1	752.8	752.8	752.8	747.1	747.1	747.1	747.1
22.5°	793.4	799.2	799.2	799.2	805.0	810.8	810.8	805.0	799.2	799.2	799.2
25°	857.1	862.9	868.7	868.7	874.5	886.0	886.0	868.7	868.7	868.7	868.7
27.5°	932.4	938.2	944.0	944.0	949.7	961.3	955.5	944.0	944.0	938.2	938.2
30°	1001.9	1007.7	1013.4	1019.2	1025.0	1030.8	1030.8	1019.2	1013.4	1007.7	1001.9
32.5°	1071.4	1071.4	1082.9	1094.5	1106.1	1111.9	1111.9	1094.5	1082.9	1071.4	1065.6
35°	1140.8	1146.6	1152.4	1169.8	1187.2	1193.0	1187.2	1169.8	1152.4	1140.8	1140.8
37.5°	1216.1	1221.9	1227.7	1250.9	1268.3	1279.8	1268.3	1250.9	1227.7	1216.1	1210.3
40°	1297.2	1303.0	1308.8	1337.7	1355.1	1366.7	1349.3	1332.0	1308.8	1297.2	1291.4
42.5°	1372.5	1384.1	1395.7	1430.4	1459.4	1470.9	1453.6	1424.6	1401.4	1372.5	1366.7
45°	1465.1	1476.7	1494.1	1528.9	1557.8	1575.2	1552.0	1523.1	1488.3	1465.1	1459.4
47.5°	1540.4	1552.0	1569.4	1615.7	1656.3	1667.8	1644.7	1609.9	1563.6	1534.6	1528.9
50°	1598.3	1609.9	1644.7	1696.8	1743.1	1754.7	1731.5	1685.2	1633.1	1592.6	1586.8
52.5°	1644.7	1656.3	1696.8	1766.3	1818.4	1835.8	1806.8	1754.7	1685.2	1638.9	1633.1
55°	1667.8	1673.6	1725.7	1801.0	1853.2	1876.3	1847.4	1789.5	1714.2	1662.0	1656.3
57.5°	1650.5	1656.3	1714.2	1795.2	1853.2	1882.1	1853.2	1783.7	1702.6	1650.5	1644.7
60°	1615.7	1615.7	1667.8	1760.5	1830.0	1847.4	1818.4	1748.9	1662.0	1609.9	1604.1
62.5°	1552.0	1546.2	1609.9	1691.0	1760.5	1777.9	1754.7	1685.2	1598.3	1546.2	1540.4
65°	1430.4	1418.8	1511.5	1586.8	1650.5	1667.8	1650.5	1586.8	1505.7	1424.6	1413.0
67.5°	1285.6	1268.3	1355.1	1442.0	1499.9	1523.1	1499.9	1447.8	1355.1	1274.0	1268.3
70°	1135.1	1117.7	1187.2	1262.5	1326.2	1337.7	1314.6	1262.5	1175.6	1123.5	1123.5
72.5°	955.5	938.2	1001.9	1059.8	1123.5	1135.1	1111.9	1065.6	1001.9	949.7	944.0
75°	758.6	741.3	799.2	845.5	909.2	915.0	903.4	851.3	799.2	747.1	747.1
77.5°	561.7	544.4	590.7	631.2	683.4	683.4	677.6	637.0	590.7	555.9	555.9
80°	370.6	359.0	399.6	417.0	463.3	463.3	457.5	428.5	393.8	370.6	364.8
82.5°	208.5	196.9	231.6	237.4	272.2	272.2	266.4	243.2	220.1	202.7	202.7
85°	81.1	69.5	92.7	98.4	115.8	115.8	110.0	104.2	86.9	75.3	75.3
87.5°	5.8	5.8	11.6	11.6	17.4	17.4	17.4	11.6	11.6	5.8	5.8
90°	0.0	0.0	0.0	0.0	0.0	0.0	0.0	0.0	0.0	0.0	0.0

(END OF REPORT)